



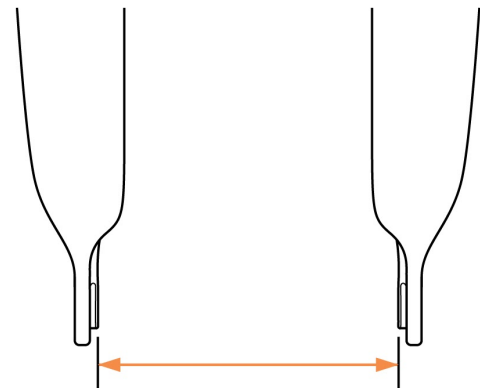
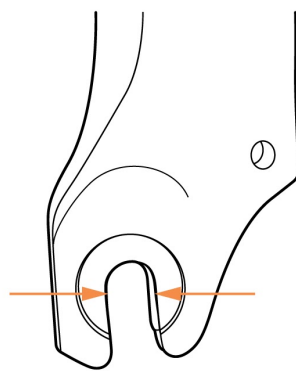
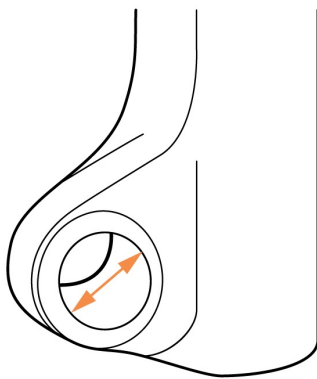
PAKMULE

BIKE BIT

FITTING INSTRUCTIONS

Load More, and Go Further with the PAKMULE BIKE BIT! This fully welded fork mount makes it easy to load up to 3 bikes on your PAKMULE, along with all your gear so you can make the most of your next adventure.

Before you order yours, here are some fork and hub measurements you'll need to take to ensure you get the correct axle inserts for your bike



STEP 1

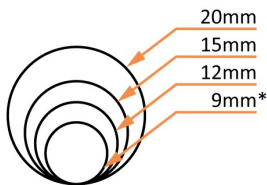
Confirm axle size by measuring fork opening, or using the axle chart below*

STEP 2

Confirm hub width by measuring the distance between the forks

Axle Diameter

Place axle here to check size



Hub Width

Available Axle Diameter: 9mm, 12mm, 15mm

100mm (3 15/16")

Available Axle Diameter: 15mm, 20mm

110mm (4 5/16")

* If the fork opening measures between 9-10mm, you probably need our 9mm skewer. (this means when you remove your front wheel, the axle/quick-release stays with the front wheel, so we'll provide one)